


MY
summer review
ACTiViTy
PACKET

Name _____


Dear Teacher,

Below are the resources that we have included as review pages in this summer packet. Click the page number to jump to that page or for more information, copy paste the bit.ly link to learn more about any specific resource in my TpT store! Enjoy this ready-to-print Summer Review Packet! -Emily




<http://bit.ly/Practically1stGradePassages>

Pages 3-5




<http://bit.ly/1stGradePassages>

Pages 6-11



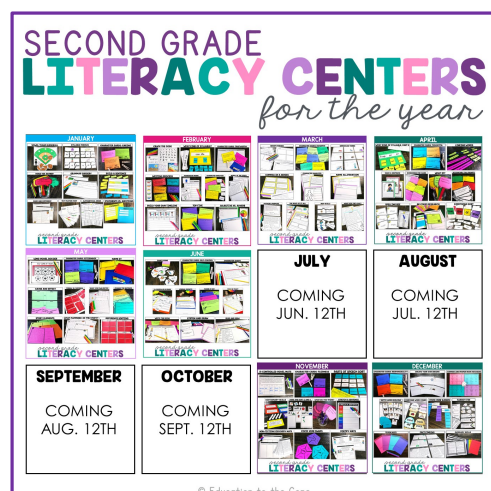
<http://bit.ly/TheDailyEdit180>

Pages 12-15




<http://bit.ly/1stGradeLitCenters>

Pages 16-26



<http://bit.ly/2ndGradeLiteracyCenters>

Pages 27-31



<http://bit.ly/FirstGradeMorningWork>

Pages 32-35

The Ice Cream Shop

I love to ride my bike to the ice cream shop. It is by my house. I go there with my mom. We get ice cream cones. Mom gets chocolate. I get vanilla with sprinkles. Sometimes I get a banana split and Mom gets a hot fudge sundae. We love the ice cream shop!



Where is the ice cream shop?



Who does the child go with?



What does the child like to get?

Vocabulary



ice cream



ice cream shop



ice cream cones



banana split



sprinkles



sundae



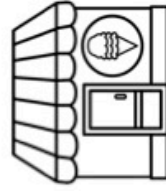
bike

After reading the story on page 3, use the vocab to create your own story!

Word Bank



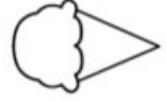
ice cream



ice cream shop



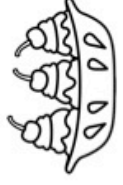
sundae



ice cream cones



sprinkles



banana split



bike

(Title)

[illegible]

Fun at the Campground

We had the best camping trip ever! We went to a new campground. There were a lot of other kids there. We went swimming in the lake and we rode bikes all around the campground. We played softball and volleyball too. Every night we had a big bonfire and we all made smores.

1. Where did they go?

- a. campground
- b. amusement park
- c. hotel

2. What was there a lot of?

- a. sand
- b. kids
- c. bikes

3. The kids played softball and _____
(baseball, volleyball)

4. They rode _____ around the campground.
(bikes, scooters)

5. What did they do at night?

Vocabulary



camping



swimming



bikes



volleyball



bonfire



smores

A Trip to the Beach

My mom said, "Let's go to the beach." 8

"Hooray!" I said. "That is one of my 16

favorite places." I packed my beach bag. 23

I put in a towel, a swimsuit and some 32

sunscreen. I also put sand toys in my bag. 41

When we got there, I took out my toys. 50

I made a sandcastle with my sister. We 58


buried each other in the sand and swam in 67

the lake. We played until mom said it was 76

time to go home. It was such a fun day! 86

I cannot wait to go to the beach again! 95

	1st	2nd	3rd
WRR			
Errors			



Comprehension Questions: A Trip to the Beach

1. Why was the child excited to go to the beach?

2. What did the child put into their beach bag?


3. What are some of the things the child did at the beach?

4. Why do you think the child says they cannot wait to go to the beach again?

The Best Summer Break

This year I had the best summer break 8
 ever! My grandpa lives far away and this 16
 year, he came to stay with us for the 25
 whole summer! It was so much fun 32
 spending every day with him. Some days, 39
 we went to the movies together and ate 47
 popcorn and candy. On rainy days, we 54
 stayed inside and played games. On sunny 61
 days, we went fishing. He showed me how 69
 to catch the biggest fish. My grandpa is so 78
 much fun to be with! 83

	1st	2nd	3rd
WRR			
Errors			



Comprehension Questions: The Best Summer Break

1. Why did the child say they had the best summer break ever?

2. What did the child and their grandpa do on sunny days?


3. What did the child and their grandpa do on rainy days?

4. How do you think the child feels about their grandpa?

The Aquarium

The aquarium is a place where you can see 9
 marine animals. Marine animals are animals 15
 that live in the water. When you go to an 25
 aquarium you can see things like fish, jellyfish 33
 or stingrays. You may see small sea animals 41
 like starfish and crabs. You may see large 49
 sea animals like an octopus or a shark. Other 58
 animals you may see at the aquarium are 66
 turtles or sea otters. Some of the animals 74
 at an aquarium live in tanks with fresh 82
 water, and others live in salt water. The 90
 aquarium is an interesting place to visit. 97

	1st	2nd	3rd
WRR			
Errors			



Name _____

Date _____

Comprehension Questions: The Aquarium










1. What are marine animals?

2. What are some of the animals you may see at an aquarium?

3. Why do you think there are different kinds of water at the aquarium?

4. Why do you think the author said the aquarium is an interesting place to visit?


EDITING MARKS

CAPITALIZE 	MAKE LOWER CASE 	ADD PUNCTUATION 
INSERT 	DELETE 	INSERT COMMA 
INSERT APOSTROPHE 	INSERT QUOTATION MARKS 	MISSPELLED WORD 

what are you going to get rachel for her
birthday tyler and i are going to get her some
new paint and paintbrushes rachel likes to paint




my Parents got married on july 24 2010
they're anniversary is next sunday they
are going to go out for a fancy diner



PARAGRAPH EDITING #151

lets go to allies house after school on monday to work
our project said lee thats a great idea said jill allies
house is a good place to work said lee well have hour
project ready to give to mrs smith on tuesday said jill



Name As Many

The image shows four blank worksheets fanned out. Each worksheet has a dark header with a category name and a list of horizontal lines for writing. The categories are Plants, TV Shows, Fruits, and Vegetables. Each worksheet has 10 lines. At the bottom of each worksheet, there is a small copyright notice: © Education to the Core.

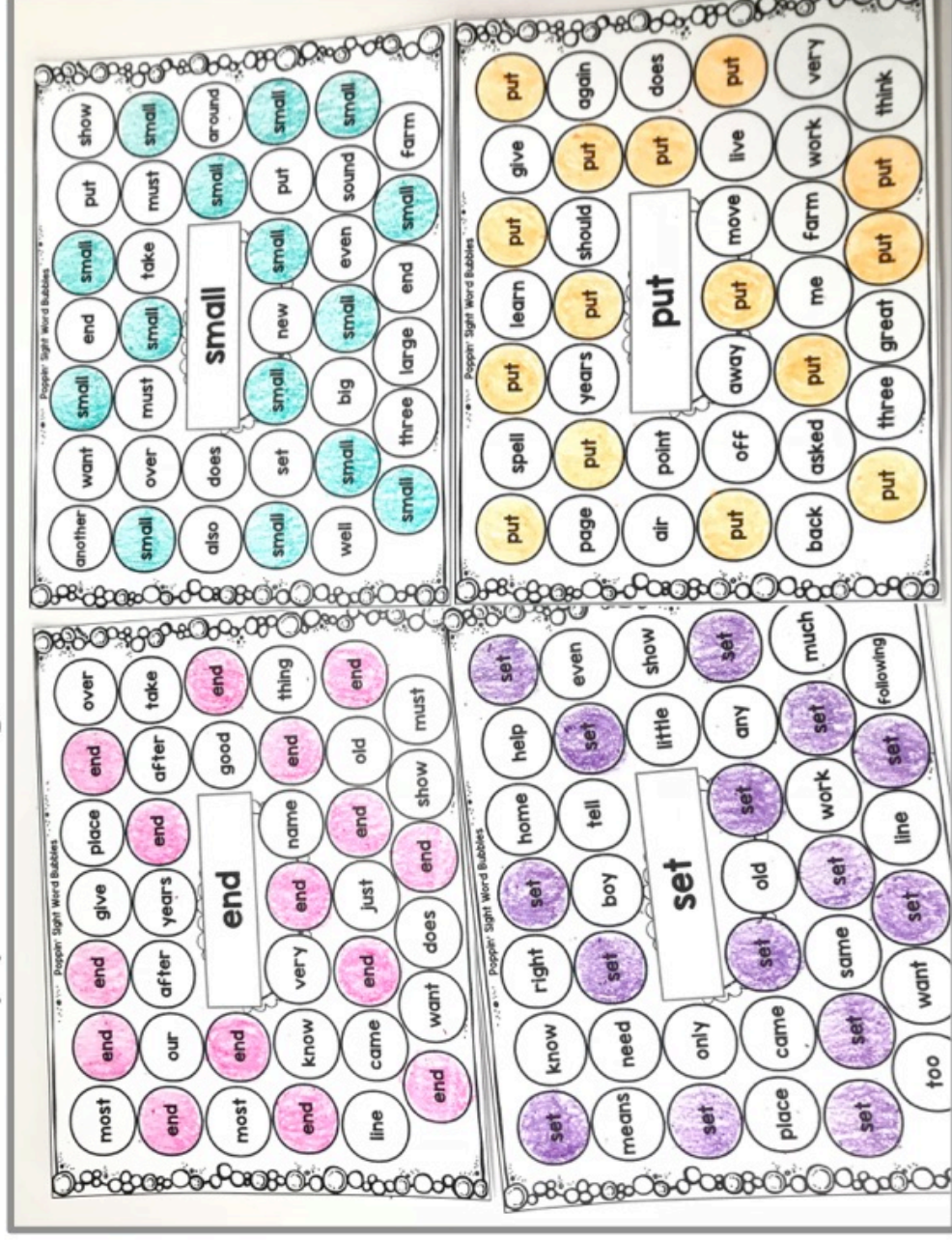
Directions

1. Choose a category.
2. Write as many words you can think of that belong to that category.
3. Write the words you came up with.

Movies

Songs

Poppin' Sight Word Bubbles



Directions

1. Read the sight word in the middle of the mat.
2. Using clear chips or crayons, find all the matches on the mat.
3. Check off each mat as you finish using the accountability sheet.

another

think

read

want

must

read

read

asked

read

came

put

read

end

such

big

home

read

after

read

read

set

read

well

does

read

think

say

read

read

again

read

even

read

great

large

read

kind

read

must

another

want

small

end

small

put

show

small

over

must

small

take

must

small

also

does

small

small

around

small

set

small

new

small

put

small

well

small

big

small

even

sound

small

small

three

large

end

small

farm

in

a

because

because

letters

because

and

because

house

mother

because

of

because

to

because

because

point

was

is

study

because

animals

the

because

answer

because

page

learn

because

because

he

for

you

because

that

it

found


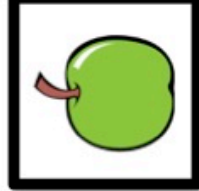

because

READ AND DRAW MAT #1

DIRECTIONS

- ☐ 1. Draw a tree.
- ☐ 2. Draw some apples on the tree.
- ☐ 3. Draw grass under the tree.
- ☐ 4. Draw flowers under the tree.
- ☐ 5. Draw a boy and a girl under the tree.

IDEAS FOR THE ARTIST

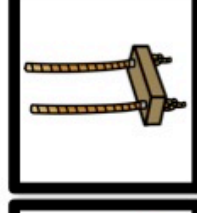


READ AND DRAW MAT #5

DIRECTIONS

- ☐ 1. Draw a park.
- ☐ 2. Draw a slide at the park.
- ☐ 3. Draw a swing at the park.
- ☐ 4. Draw a boy and a girl at the park.
- ☐ 5. Draw a soccer ball at the park.

IDEAS FOR THE ARTIST



TEXT CONVERSATION MAT #1

1. When did Mom say Jen needed to be home by?

2. Why did Jen want to stay at Maddie's house?

3. What were the girls working on?

4. What were the girls going to work on next?

Jen: Hi Mom. Is it okay if I stay at Maddie's house a little longer?

Mom: Yes, it is fine if you stay. Just be home before dinner.

Jen: Thanks! What time is dinner?

Mom: We will be eating at 6:00.


Jen: I will make sure I am home by then. We are getting a lot of homework done.

Mom: What kind of homework are you girls doing?

Jen: We are doing math. Then we are going to study for our science test.

Mom: Good job! See you soon!

Smile Self-Portrait



My hair is _____ like _____.

My eyes are _____ like _____.

My ears are _____ like _____.

My nose is _____ like _____.

My mouth is _____ like _____.

My face is _____ like _____.

My feet are _____ like _____.

My hands are _____ like _____.

My body is _____ like _____.

Draw a picture of yourself in the frame above.

Sentence Tree #15

I

I like

I like to

I like to help

I like to help my

I like to help my grandma

I like to help my grandma bake

I like to help my grandma bake chocolate

I like to help my grandma bake chocolate chip

I like to help my grandma bake chocolate chip cookies.

What do I like to help my grandma with?

Moral Story #16: Trevor and Noah

One sunny day at school, the bell rang for recess. Trevor and Noah both rushed to be first in line so they could hurry and go outside. Trevor was near the door when Noah pushed him out of the way. Trevor bumped into the doorway, hurting his shoulder. He began to cry as the rest of the class went out to play. Noah neared the recess door, then turned around, and went back to the classroom. "I am sorry," he said to Trevor. "I should not have pushed you. Let's go play outside together." "Thank you for apologizing," Noah said as they went outside to play.

© Education to the Core

What was the moral/lesson in the story?



Story #1: A Bad Case of Stripes

(12 minutes)



1. What is Camilla's favorite food? _____

2. What did Dr. Bumble think about Camilla's stripes? _____

3. What names did Camilla's classmates call her? _____

4. What did the specialists do to Camilla? _____

5. How did Camilla cure her case of stripes? _____



Story #3: Annie the Doughnut

(15 minutes)



1. What kind of doughnut was Annie? _____

2. What is the last step to making a doughnut? _____

3. What did Mr. Bing want to do with Annie? _____

4. What did the baker man ask the other doughnuts? _____

5. What did Mr. Bing end up doing with Annie? _____

My Perfect Birthday

If I could plan my perfect birthday, this is what it would be like. First, I would go to the beach and I would surf. I would stay there until it was dark and I could see the stars. There would not be any sharks there! Then, I would have a burger for dinner and cake and ice cream for dessert! After that, I would go to the movies. I would have a large popcorn and a large root beer. That is my favorite drink when I am thirsty. Finally, I would go to the store for a new purple hat. What a great day that would be!

ar words	er words	ir words	or words	ur words

Gardening with Grandma

I love to work in the garden. My garden is between a fir tree and the curb. My grandma teaches me all about the plants. "What is that one?" I ask. "It is some sort of fern," she says. "The one next to it is on the verge of blooming. It will get bigger and soon there will be a purple or pink flower." Once, I hurt my finger on a sharp thorn. I hope that flower does not have thorns. My favorite part of working in the garden is when I get to water it. I squirt water all over the plants and the dirt.







ar words	er words	ir words	or words	ur words

Name _____ Date _____

Sight Words: Roll and Write

ELA

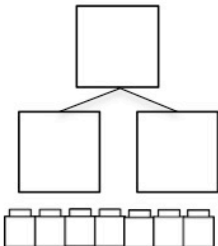
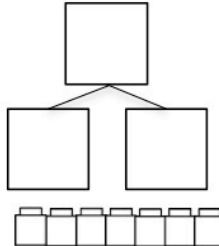
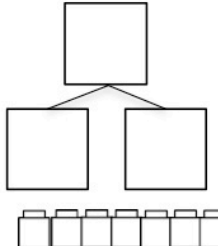
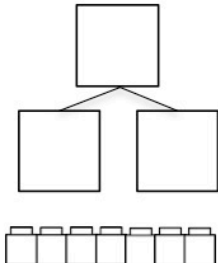
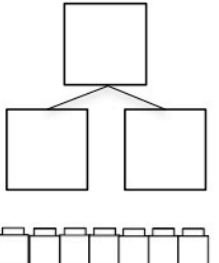
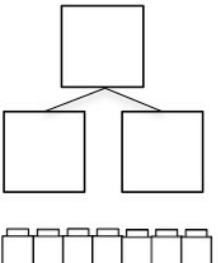
Directions: Roll the dice and write the sight word in the space below.

 me	 my	 we	 you	 up	 to
<u>me</u>	<u>my</u>	<u>we</u>	<u>you</u>	<u>up</u>	<u>to</u>
_____	_____	_____	_____	_____	_____
_____	_____	_____	_____	_____	_____

Make Seven

Directions: Show all the ways you can make seven.

Math

Number of the Day 8

Tally Marks Place Value

Tens	Ones

eight

Addition Practice

$5 + 4 =$	$3 + 4 =$	$4 + 1 =$
$4 + 6 =$	$2 + 4 =$	$4 + 4 =$

Name _____ Date _____

Quick Edit

ELA

my favorite place to visit is the Museum

Read a Phrase

A long time

We were here.

Have you see it?

Could you go?

Using "And"

Directions: Rewrite the sentences with one sentence by combining the endings.

I saw a train.

I saw a merry-go-round.

Less Than, Greater Than

Math

Directions: Draw tens and ones to represent each number. Then circle less than or greater than.

28

is less than
is greater than

82

Number of the Day 109**Place Value**

Hundreds	Tens	Ones

Represent

Fact Practice

$18 - 1 =$ $11 + 3 =$ $13 - 6 =$

$17 + 4 =$ $18 - 3 =$ $12 + 3 =$

Name _____ Date _____

Quick Edit

ELA

when can we eat r dessert

Read a Phrase

We walked four miles


Until the end

A second later

Stop the music.

Captions

Directions: Give each person a caption.

**100's Chart Practice**

Directions: Color all the numbers with 1 in the one's place

1	2	3	4	5	6	7	8	9	10
11	12	13	14	15	16	17	18	19	20
21	22	23	24	25	26	27	28	29	30
31	32	33	34	35	36	37	38	39	40
41	42	43	44	45	46	47	48	49	50
51	52	53	54	55	56	57	58	59	60
61	62	63	64	65	66	67	68	69	70
71	72	73	74	75	76	77	78	79	80
81	82	83	84	85	86	87	88	89	90
91	92	93	94	95	96	97	98	99	100

Math

Number of the Day 156**Place Value**

Hundreds	Tens	Ones

Represent

Operations Practice

$5 + \underline{\quad} = 14$

$\underline{\quad} - 9 = 2$

$10 + \underline{\quad} = 15$

$\underline{\quad} + 4 = 19$

$11 + \underline{\quad} = 15$

$\underline{\quad} - 4 = 13$

Name _____ Date _____

Quick Edit

ELA

someday i will go to paris rome and london

Read a Phrase

The ship hit the waves.

A short vowel sound

Tried and true

I noticed the fire.

Read and Answer

Do you have a superpower? Yes No

Can you eat with a cup Yes No

Do birds bark? Yes No

Can you spell your name? Yes No

Do you sleep during the day? Yes No

Corners and Sides

Math

Write the number of corners and sides for each shape.

Shape Name Corners Sides


**Number of the Day 174**

Place Value

Hundreds	Tens	Ones


Represent

We hope you enjoyed this resource! Below are the resources that we have included as review pages in this summer packet. For more information, copy paste the bit.ly link to learn more about any specific resource in my TpT store! Let me know if you have any questions! -Emily




<http://bit.ly/Practically1stGradePassages>

Pages 3-5




<http://bit.ly/1stGradePassages>

Pages 6-11



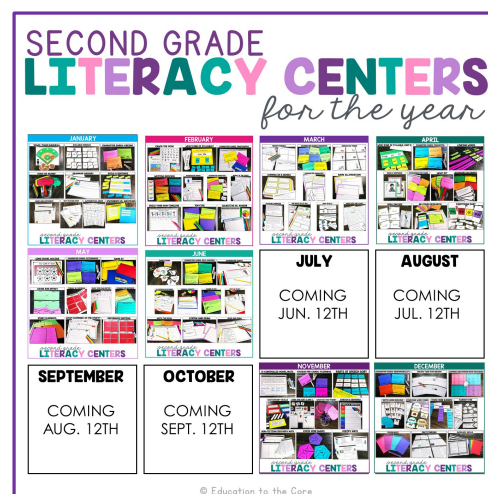
<http://bit.ly/TheDailyEdit180>

Pages 12-15



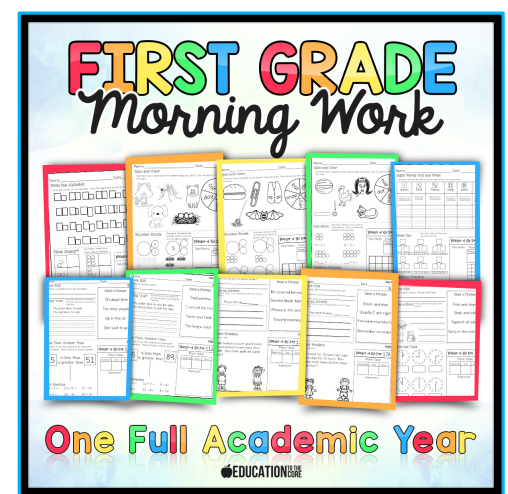
<http://bit.ly/1stGradeLitCenters>

Pages 16-26



<http://bit.ly/2ndGradeLiteracyCenters>

Pages 27-31



<http://bit.ly/FirstGradeMorningWork>

Pages 32-35